

Για περισσότερες πληροφορίες επικοινωνήστε με:

 Σέκερη 4
 106 74 Αθήνα

Τηλ: +30 210 3605002

Fax: +30 210 3606935

 Email: exa@gbrconsulting.gr

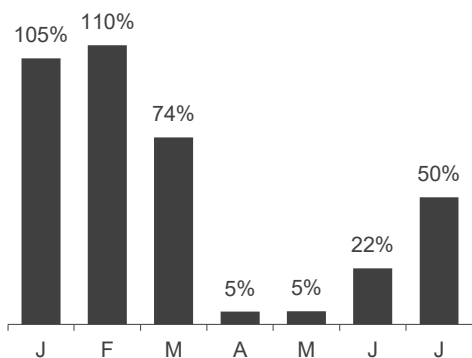
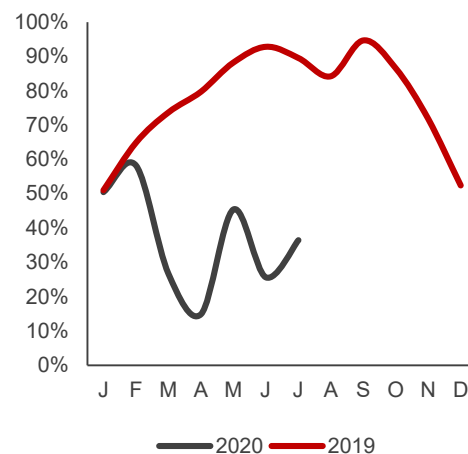
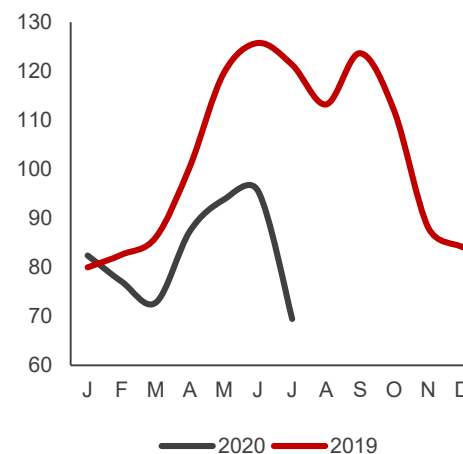
Υπεύθυνος: Stefan Merkenhof

Overall performance of the Attica Hotel Industry *

Month	Occupancy			ADR			RevPar		
	2020	2019	% Change	2020	2019	% Change	2020	2019	% Change
January	50.5%	51.0%	-1.0%	82.40	79.98	3.0%	41.62	40.83	2.0%
February	58.2%	64.9%	-10.4%	77.04	82.60	-6.7%	44.81	53.61	-16.4%
March	26.7%	73.7%	-63.8%	72.82	86.11	-15.4%	19.42	63.50	-69.4%
April **	14.9%	79.8%	-81.3%	87.41	100.64	-13.1%	13.06	80.27	-83.7%
May **	45.4%	88.2%	-48.6%	93.82	119.67	-21.6%	42.58	105.61	-59.7%
June	25.7%	92.9%	-72.3%	95.62	125.77	-24.0%	24.55	116.78	-79.0%
July	36.5%	89.6%	-59.3%	69.49	121.32	-42.7%	25.36	108.69	-76.7%
August	0.0%	84.2%		0.00	113.21		0.00	95.37	
September	0.0%	94.7%		0.00	123.71		0.00	117.19	
October	0.0%	86.6%		0.00	111.84		0.00	96.85	
November	0.0%	71.8%		0.00	88.09		0.00	63.22	
December	0.0%	52.4%		0.00	84.07		0.00	44.05	
YTD Jul	39.2%	77.2%	-49.2%	78.95	105.57	-25.2%	30.99	81.56	-62.0%

* Weighted on rooms available in Attica hotels of 5* - 3*, excluding the islands & Piraeus

** 2020 non-weighted

Room supply 2020 / 2019 (%)

Occupancy (%)

ADR (Euro)

RevPAR (Euro)
