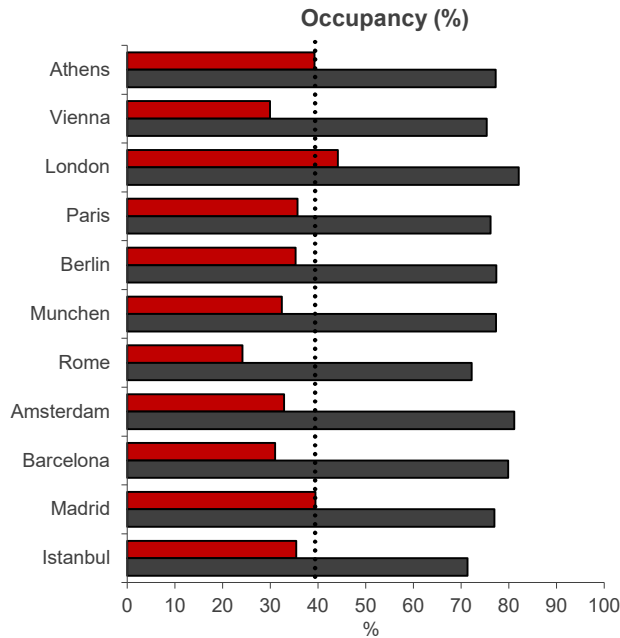
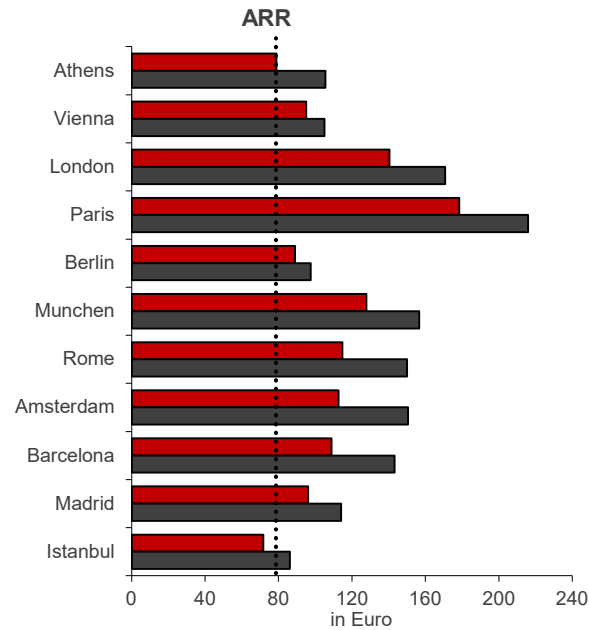


European Benchmark: Year to Date July 2020
Categories: 3, 4 and 5 star

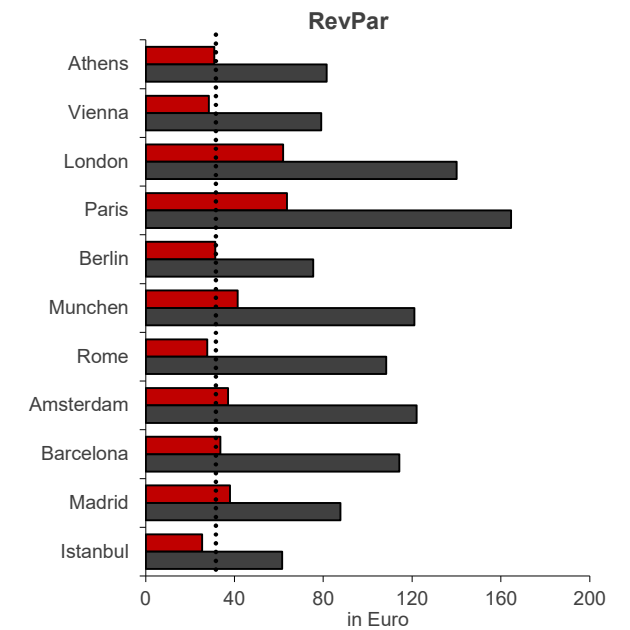
City	Country	Occupancy			ADR			RevPar		
		2020	2019	% Chg	2020	2019	% Chg	2020	2019	% Chg
Athens	Greece	39.2	77.2	-49.2	78.95	105.57	-25.2	30.99	81.56	-62.0
Vienna	Austria	29.9	75.4	-60.3	95.07	105.01	-9.5	28.44	79.15	-64.1
London	United Kingdom	44.1	82.0	-46.2	140.37	170.76	-17.8	61.93	140.06	-55.8
Paris	France	35.7	76.2	-53.2	178.47	216.00	-17.4	63.65	164.54	-61.3
Berlin	Germany	35.2	77.4	-54.5	88.93	97.52	-8.8	31.34	75.46	-58.5
Munchen	Germany	32.4	77.3	-58.1	127.87	156.61	-18.3	41.40	121.08	-65.8
Rome	Italy	24.1	72.2	-66.5	114.87	150.10	-23.5	27.74	108.35	-74.4
Amsterdam	The Netherlands	32.9	81.1	-59.5	112.78	150.50	-25.1	37.07	122.03	-69.6
Barcelona	Spain	30.9	79.8	-61.2	108.80	143.24	-24.0	33.67	114.32	-70.5
Madrid	Spain	39.4	76.9	-48.7	96.22	114.11	-15.7	37.96	87.77	-56.8
Istanbul	Turkey	35.4	71.3	-50.3	71.74	86.19	-16.8	25.42	61.44	-58.6



■ 2020 ■ 2019



■ 2020 ■ 2019



■ 2020 ■ 2019